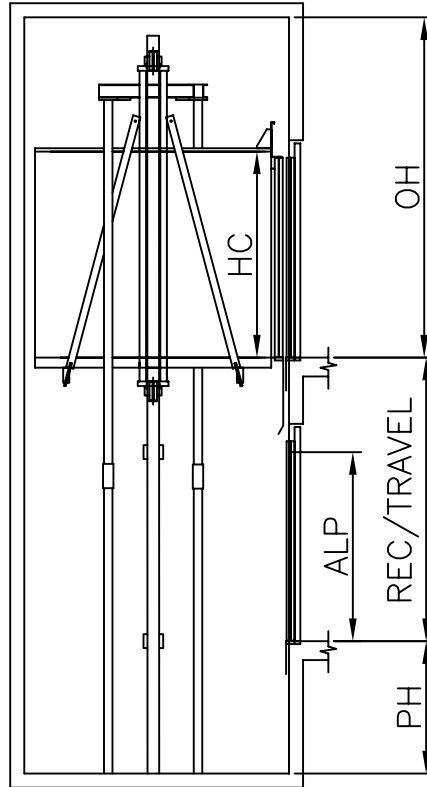
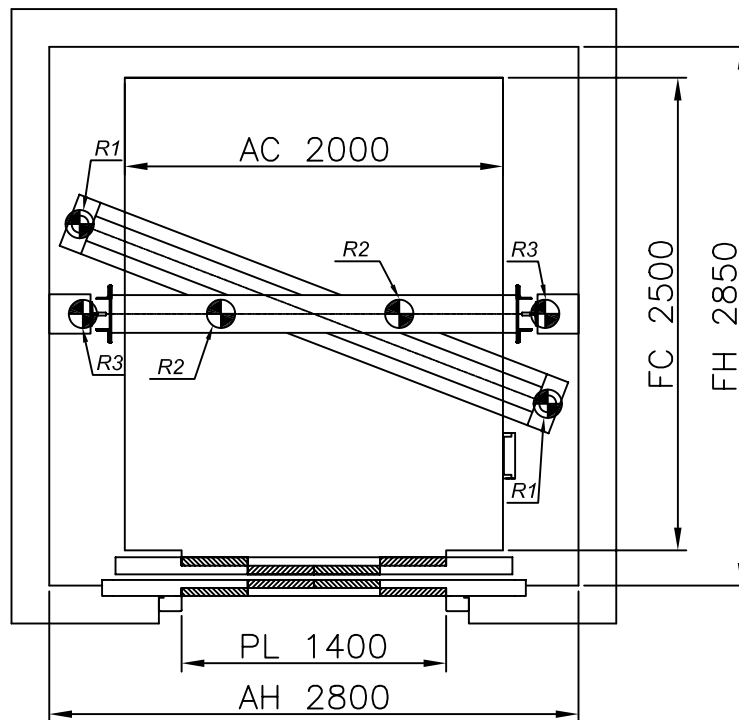


ESCALA / SCALE 1:80



ESCALA / SCALE 1:40



MP 3305 H "C" 1:1

2500 Kg

ACCIONES SOBRE EL HUECO / SHAFT REACTIONS

33P.

R1	CARGA EN PISTÓN / JACK LOAD	30675 N
R2	CARGA EN PUFFER / BUFFER LOAD	82525 N
R3	CARGA EN GUÍA / GUIDE LOAD	42400 N
	REACCION DE GUIAS Sx / GUIDES REACTIONS Sx	3550 N
	REACCION DE GUIAS Sy / GUIDES REACTIONS Sy	3700 N

0.5 m/s

FOSO / PIT HUIDA / OVERHEAD

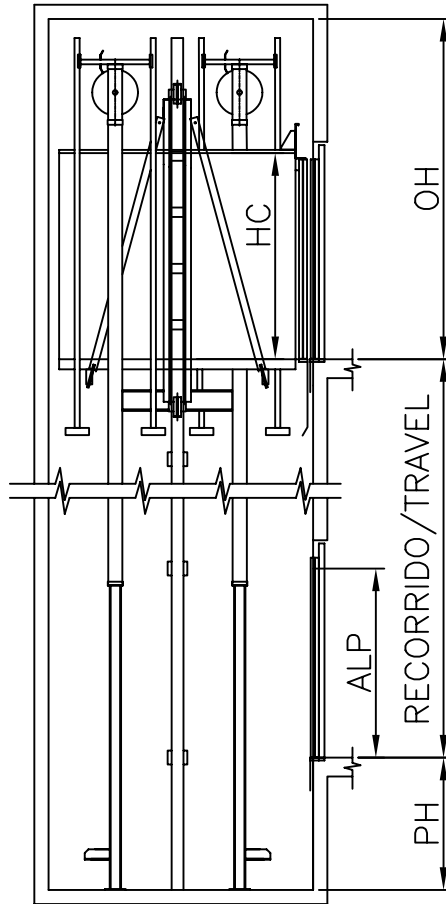
1400

3600

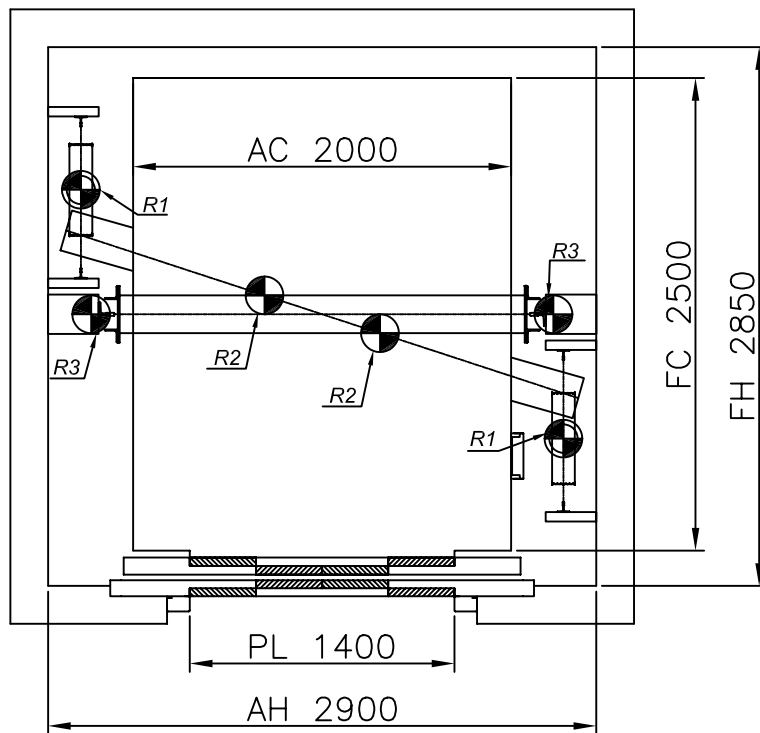


29 Kw

ESCALA / SCALE 1:80



ESCALA / SCALE 1:40




MP 3305 H "C" 2:1

2500 Kg

ACCIONES SOBRE EL HUECO / SHAFT REACTIONS

33P.

R1	CARGA EN PISTÓN / JACK LOAD	64375 N
R2	CARGA EN PUFFER / BUFFER LOAD	82525 N
R3	CARGA EN GUÍA / GUIDE LOAD	64650 N
	REACCION DE GUIAS Sx / GUIDES REACTIONS Sx	5350 N
	REACCION DE GUIAS Sy / GUIDES REACTIONS Sy	5550 N

0.5 m/s

FOSO / PIT HUIDA / OVERHEAD

1400

3600



40 Kw